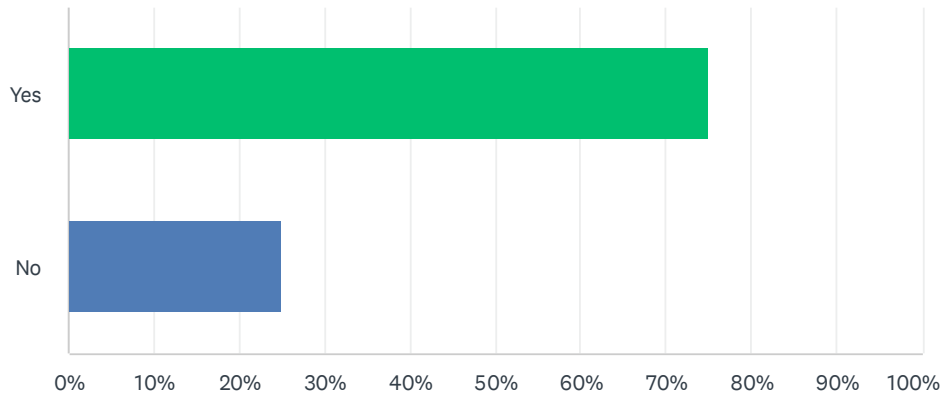


Q1 I consent to my personal and special (sensitive) category data being processed to collect views and feedback on the licensing service provided and to represent all groups of individuals. (You can withdraw this consent at any time by contacting - envc@Teignbridge.gov.uk)

Answered: 20 Skipped: 0



ANSWER CHOICES	RESPONSES	
Yes	75.00%	15
No	25.00%	5
TOTAL		20

Q2 Which residential caravan site do you own?

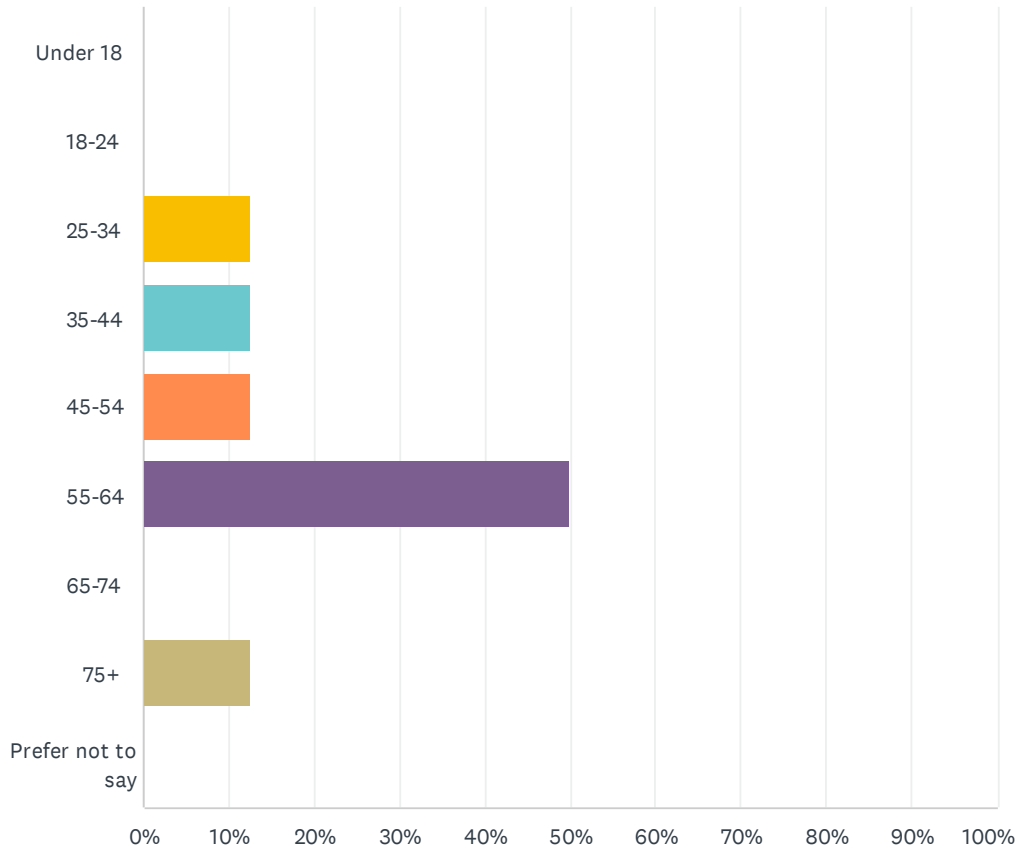
Answered: 8 Skipped: 12

Q3 What is your email address?

Answered: 8 Skipped: 12

Q4 What is your age?

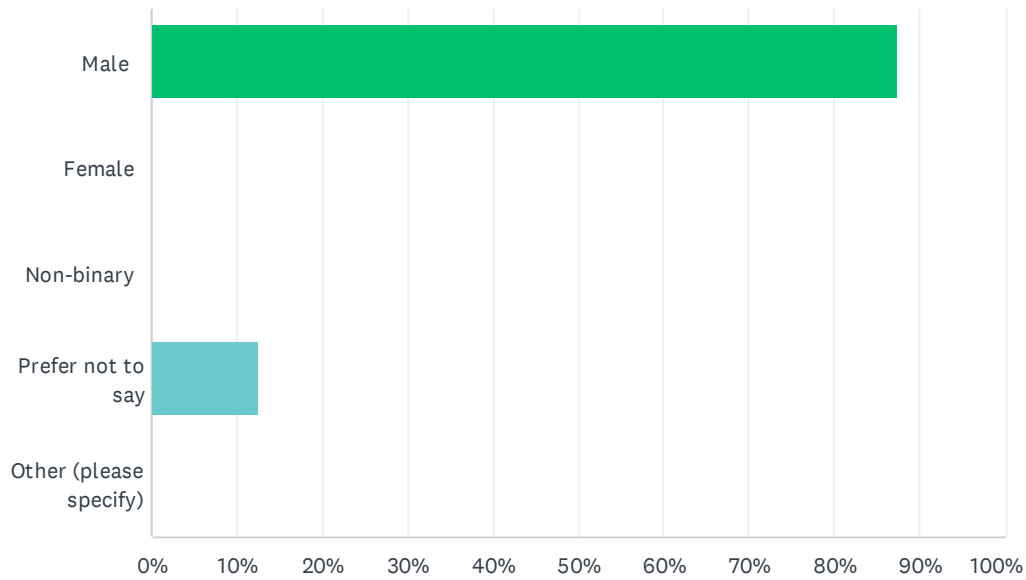
Answered: 8 Skipped: 12



ANSWER CHOICES	RESPONSES	
Under 18	0.00%	0
18-24	0.00%	0
25-34	12.50%	1
35-44	12.50%	1
45-54	12.50%	1
55-64	50.00%	4
65-74	0.00%	0
75+	12.50%	1
Prefer not to say	0.00%	0
TOTAL		8

Q5 What is your gender?

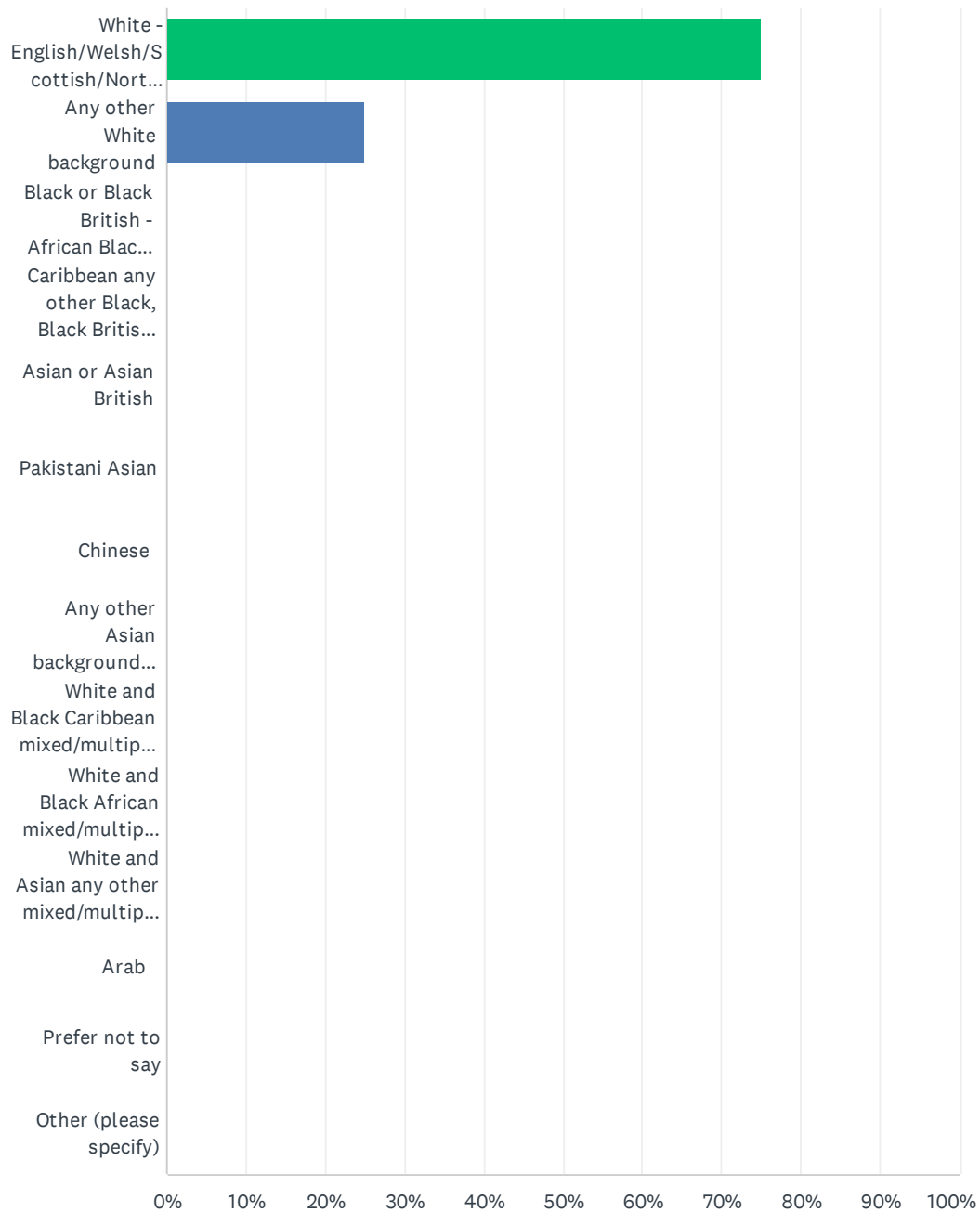
Answered: 8 Skipped: 12



ANSWER CHOICES	RESPONSES	
Male	87.50%	7
Female	0.00%	0
Non-binary	0.00%	0
Prefer not to say	12.50%	1
Other (please specify)	0.00%	0
TOTAL		8

Q6 What is your ethnicity?

Answered: 8 Skipped: 12

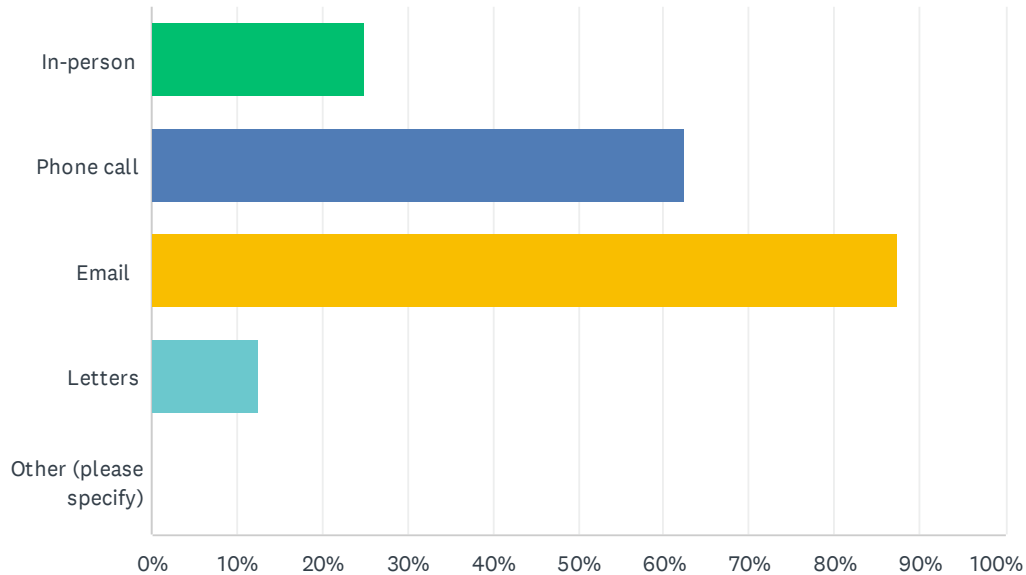


Residential Caravan Licensing Survey

ANSWER CHOICES	RESPONSES	
White - English/Welsh/Scottish/Northern Irish/British White Irish/White Gypsy or Irish Traveller White Roma	75.00%	6
Any other White background	25.00%	2
Black or Black British - African Black or Black British	0.00%	0
Caribbean any other Black, Black British or Caribbean background	0.00%	0
Asian or Asian British	0.00%	0
Pakistani Asian	0.00%	0
Chinese	0.00%	0
Any other Asian background mixed/multiple ethnic groups	0.00%	0
White and Black Caribbean mixed/multiple ethnic groups	0.00%	0
White and Black African mixed/multiple ethnic groups	0.00%	0
White and Asian any other mixed/multiple ethnic background	0.00%	0
Arab	0.00%	0
Prefer not to say	0.00%	0
Other (please specify)	0.00%	0
TOTAL		8

Q7 How would you prefer to engage with the residential caravan licensing team?

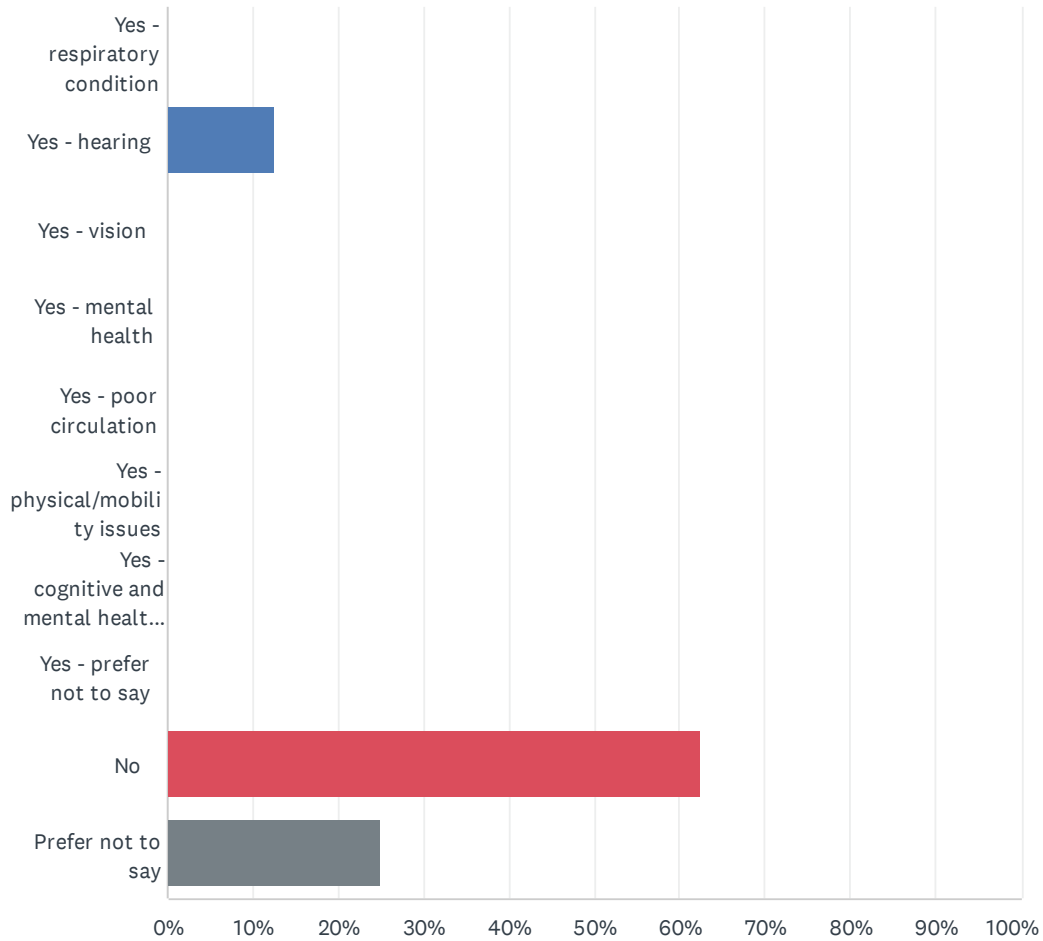
Answered: 8 Skipped: 12



ANSWER CHOICES	RESPONSES	
In-person	25.00%	2
Phone call	62.50%	5
Email	87.50%	7
Letters	12.50%	1
Other (please specify)	0.00%	0
Total Respondents: 8		

Q8 Do you have a long term illness or disability?

Answered: 8 Skipped: 12

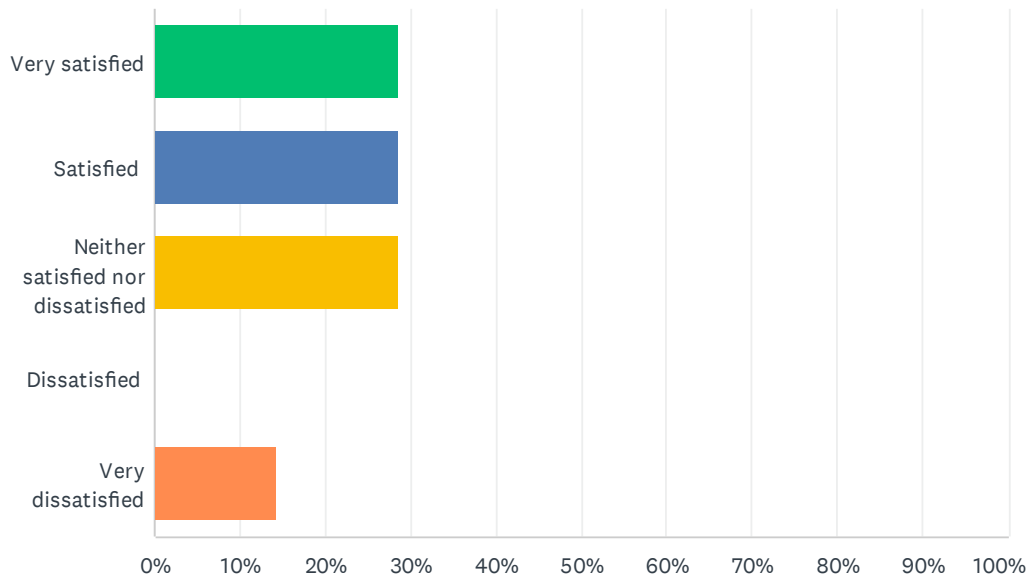


Residential Caravan Licensing Survey

ANSWER CHOICES	RESPONSES	
Yes - respiratory condition	0.00%	0
Yes - hearing	12.50%	1
Yes - vision	0.00%	0
Yes - mental health	0.00%	0
Yes - poor circulation	0.00%	0
Yes - physical/mobility issues	0.00%	0
Yes - cognitive and mental health conditions	0.00%	0
Yes - prefer not to say	0.00%	0
No	62.50%	5
Prefer not to say	25.00%	2
Total Respondents: 8		

Q9 How would you rate your experience with the site licensing process?

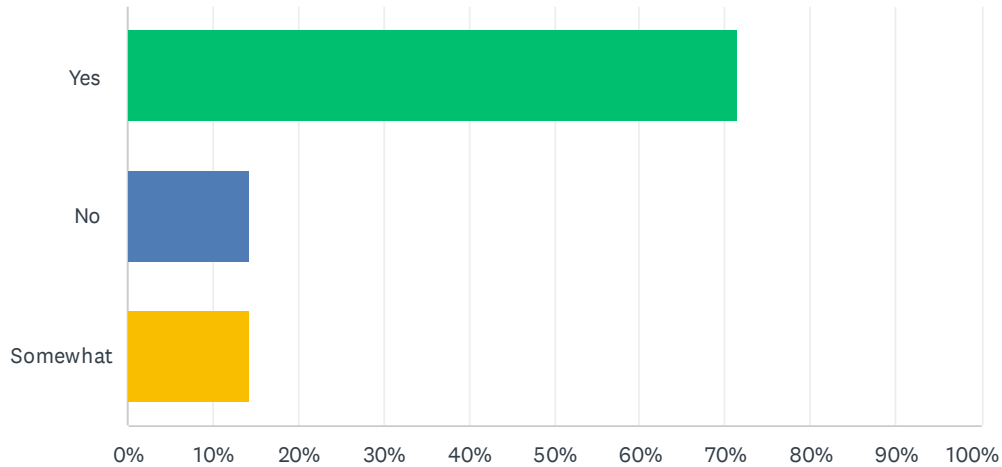
Answered: 7 Skipped: 13



ANSWER CHOICES	RESPONSES	
Very satisfied	28.57%	2
Satisfied	28.57%	2
Neither satisfied nor dissatisfied	28.57%	2
Dissatisfied	0.00%	0
Very dissatisfied	14.29%	1
TOTAL		7

Q10 Did you find the requirements and conditions of the site licence clear and understandable?

Answered: 7 Skipped: 13



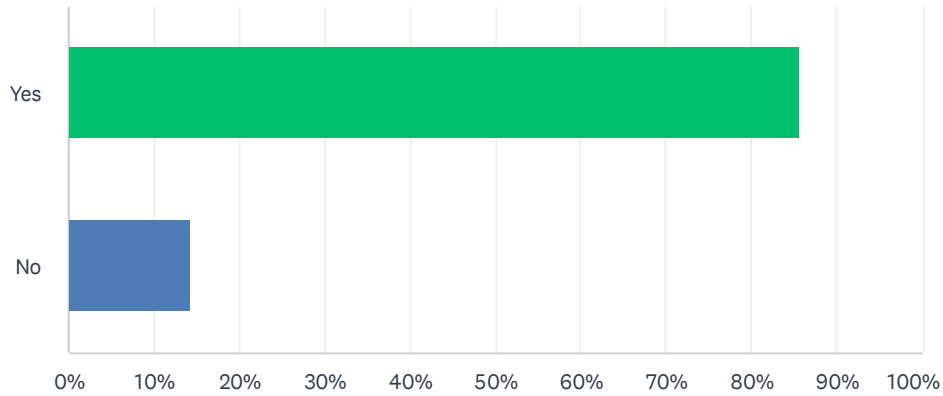
ANSWER CHOICES	RESPONSES	
Yes	71.43%	5
No	14.29%	1
Somewhat	14.29%	1
TOTAL		7

Q11 Please specify any areas that could be improved:

Answered: 2 Skipped: 18

Q12 Were you provided with sufficient guidance by the council during the licensing process?

Answered: 7 Skipped: 13



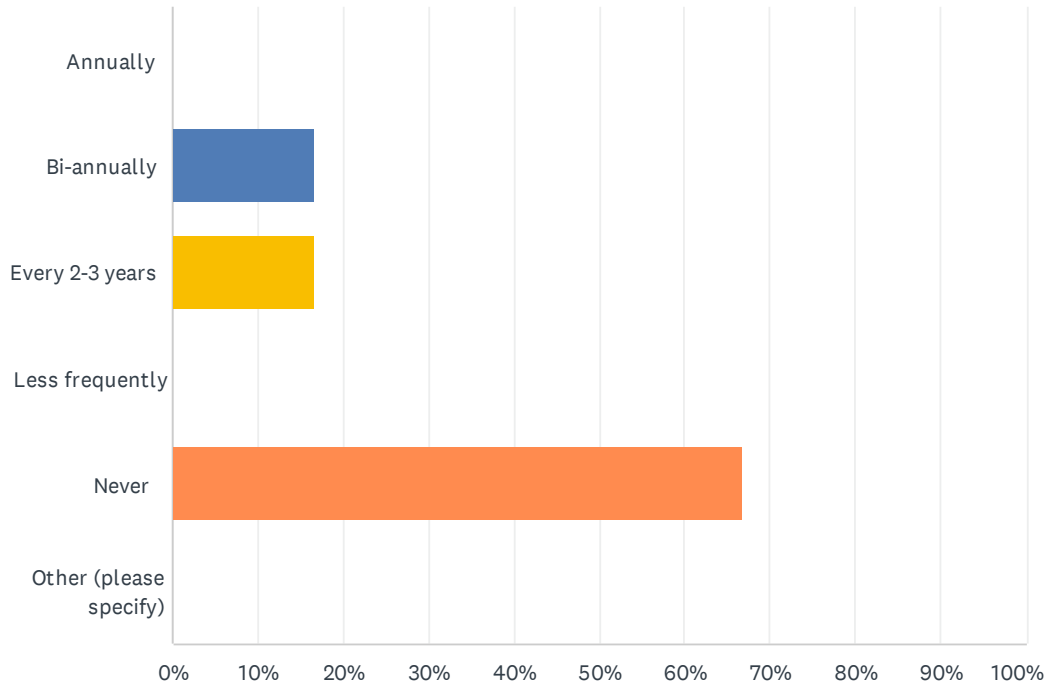
ANSWER CHOICES	RESPONSES	
Yes	85.71%	6
No	14.29%	1
TOTAL		7

Q13 What additional support could have been useful?

Answered: 0 Skipped: 20

Q14 How frequently does your park undergo inspections by Teignbridge District Council?

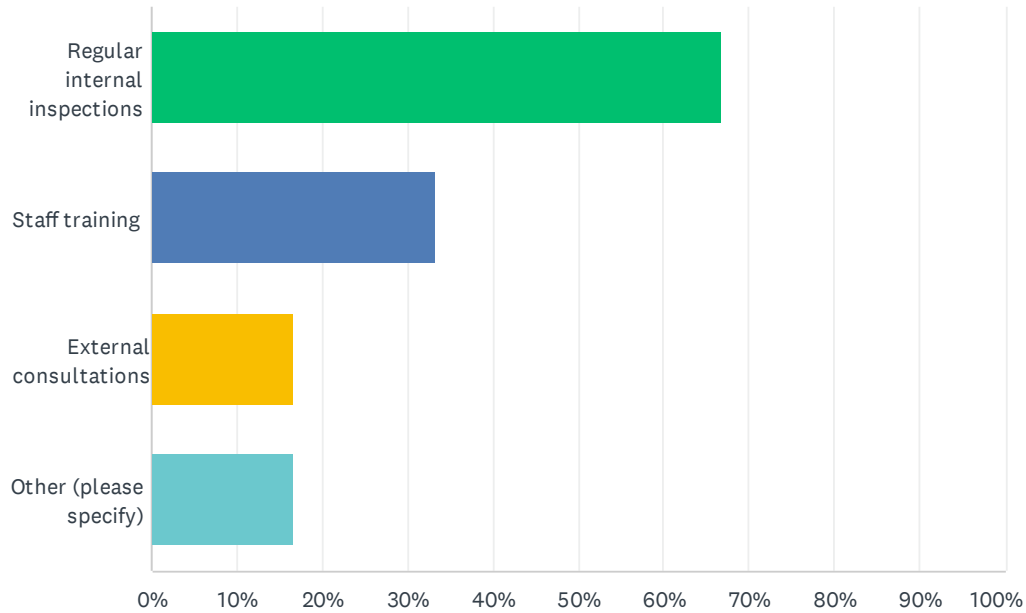
Answered: 6 Skipped: 14



ANSWER CHOICES	RESPONSES	
Annually	0.00%	0
Bi-annually	16.67%	1
Every 2-3 years	16.67%	1
Less frequently	0.00%	0
Never	66.67%	4
Other (please specify)	0.00%	0
TOTAL		6

Q15 What steps have you taken to ensure compliance with your site licence? (Please choose all that apply)

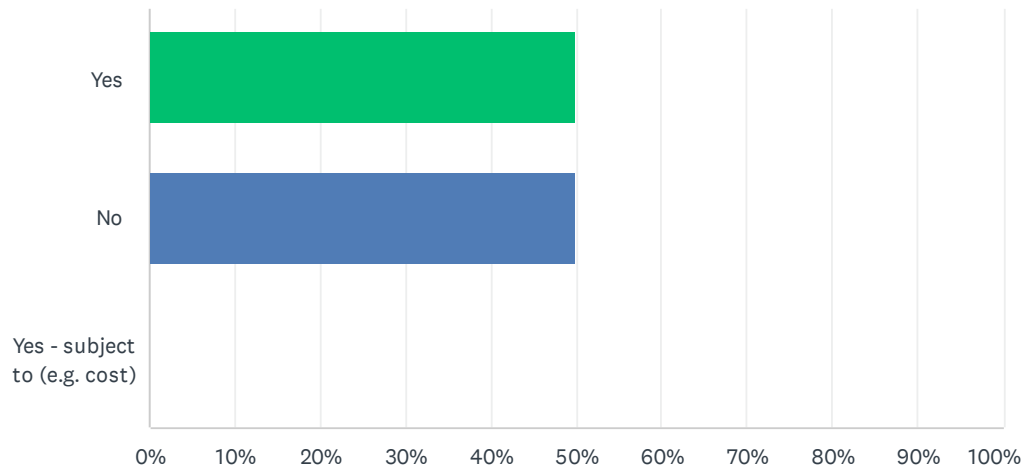
Answered: 6 Skipped: 14



ANSWER CHOICES	RESPONSES	
Regular internal inspections	66.67%	4
Staff training	33.33%	2
External consultations	16.67%	1
Other (please specify)	16.67%	1
Total Respondents: 6		

Q16 Do you agree with this proposed fee structure?

Answered: 6 Skipped: 14



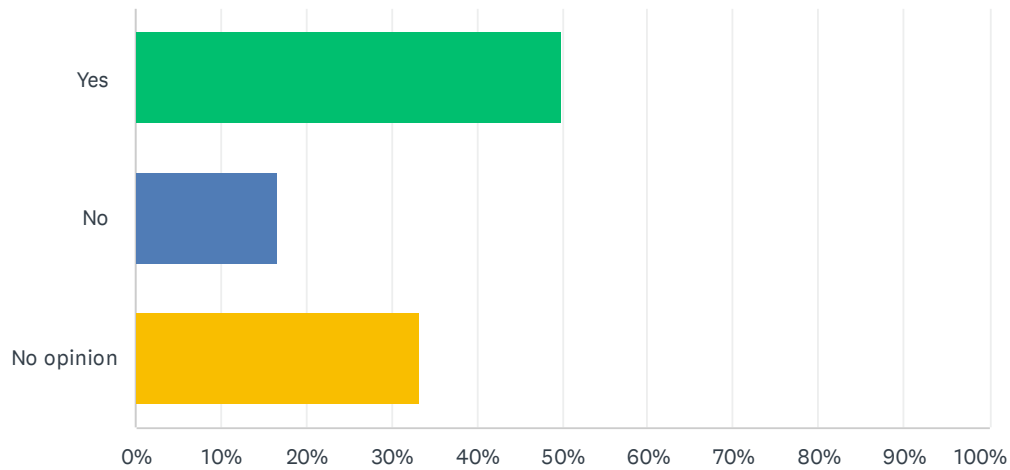
ANSWER CHOICES	RESPONSES	
Yes	50.00%	3
No	50.00%	3
Yes - subject to (e.g. cost)	0.00%	0
TOTAL		6

Q17 Why do you not agree with the proposed fee structure?

Answered: 3 Skipped: 17

Q18 Would you support a standardisation of licensing fees across the UK?

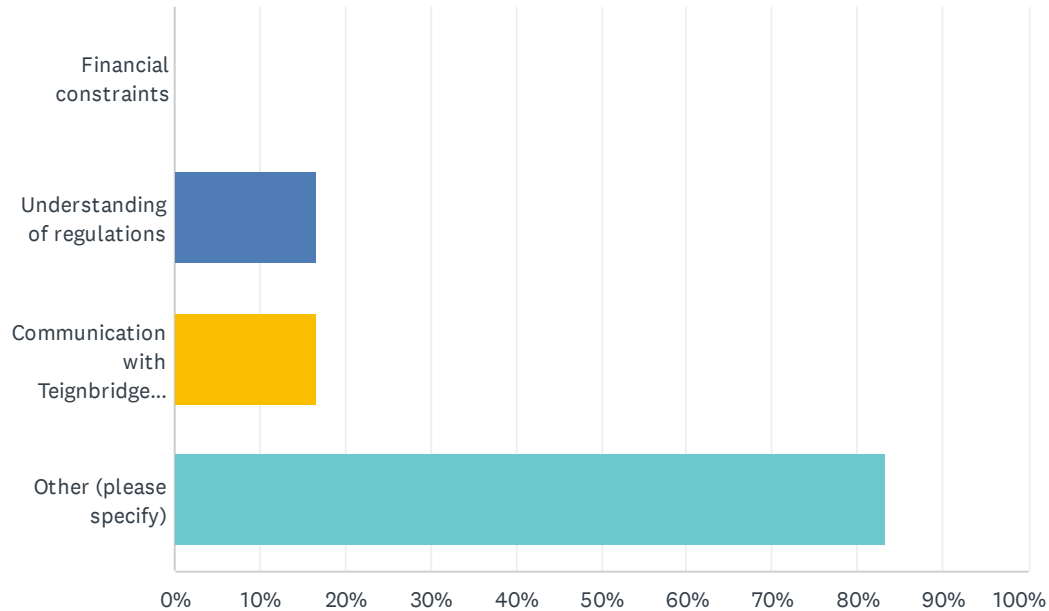
Answered: 6 Skipped: 14



ANSWER CHOICES	RESPONSES	
Yes	50.00%	3
No	16.67%	1
No opinion	33.33%	2
TOTAL		6

Q19 What challenges have you faced in maintaining compliance with your site licence?

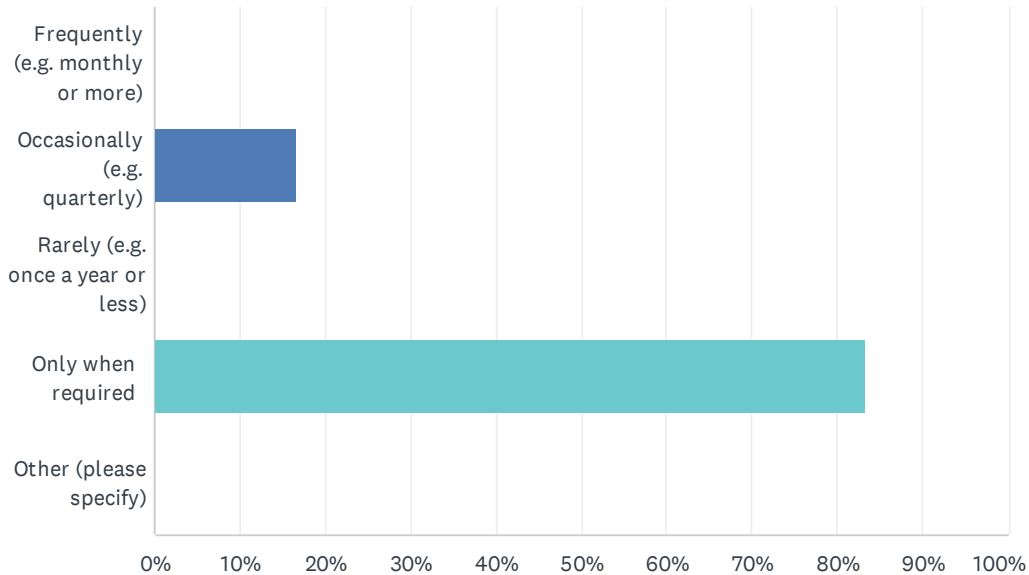
Answered: 6 Skipped: 14



ANSWER CHOICES	RESPONSES	
Financial constraints	0.00%	0
Understanding of regulations	16.67%	1
Communication with Teignbridge District Council	16.67%	1
Other (please specify)	83.33%	5
Total Respondents: 6		

Q20 How often do you engage with Teignbridge District Council regarding your site licence?

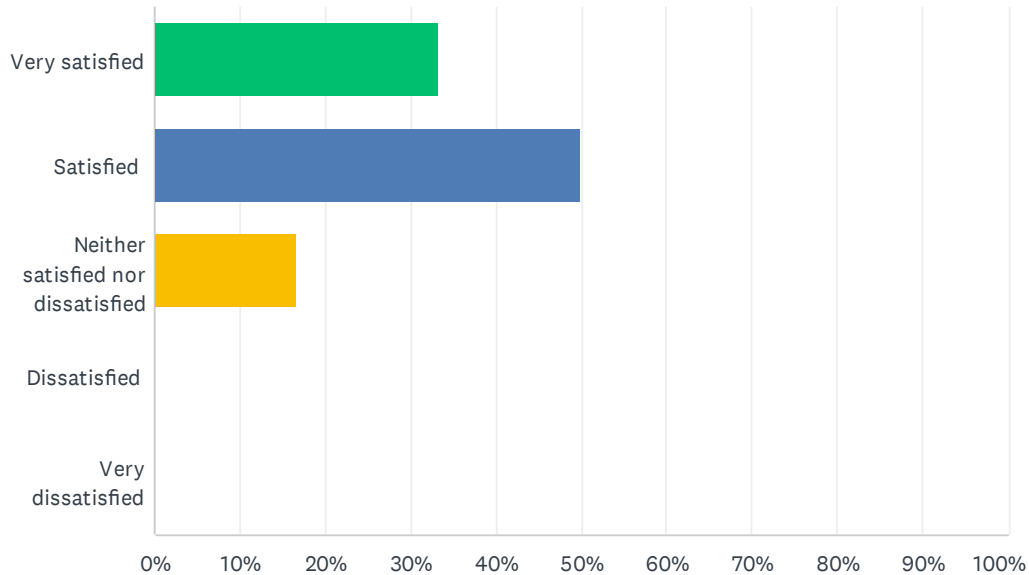
Answered: 6 Skipped: 14



ANSWER CHOICES	RESPONSES	
Frequently (e.g. monthly or more)	0.00%	0
Occasionally (e.g. quarterly)	16.67%	1
Rarely (e.g. once a year or less)	0.00%	0
Only when required	83.33%	5
Other (please specify)	0.00%	0
TOTAL		6

Q21 Overall, how satisfied are you with the current park site licensing system?

Answered: 6 Skipped: 14



ANSWER CHOICES	RESPONSES	
Very satisfied	33.33%	2
Satisfied	50.00%	3
Neither satisfied nor dissatisfied	16.67%	1
Dissatisfied	0.00%	0
Very dissatisfied	0.00%	0
TOTAL		6

Q22 Please provide any additional comments or suggestions regarding park site licensing

Answered: 1 Skipped: 19